



AURIS SÉLECTION DÉFENSIVE Class R EUR AS OF 31/05/2019

Short term bonds

1. CHARACTERISTICS

ISIN Code	LU1599120273 LX
Bloomberg	AURSEDR LX
Launch Date	20/07/2012
Minimum investment	1 share
Subscriptions / Redemptions	Daily Cut off, 12.00 am Luxembourg Time



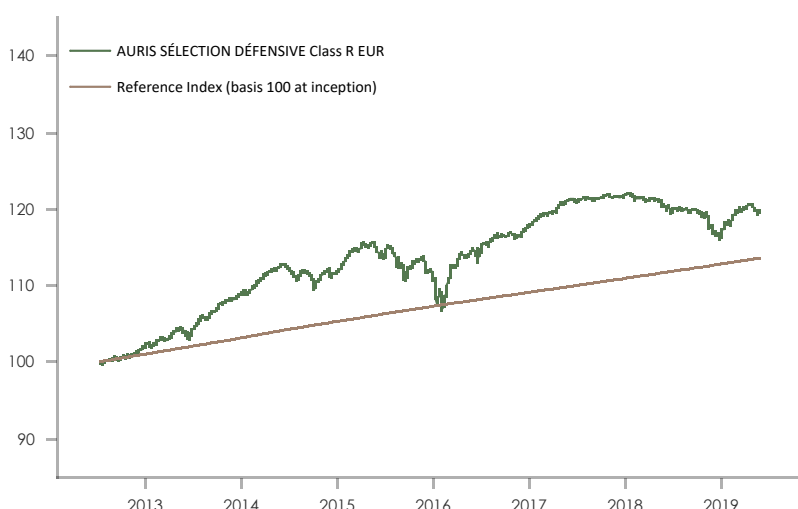
Reference Index	EONIA capitalised + 200 bps since 01/10/2015
Subscription Fees	2.0% (maximum sales commission)
Management Fees (max)	1.40% (tx. incl.)
Redemption fees	None
Sources	Bloomberg & internals
Fund Manager	Stéphane Chossat Joffrey Ouafqa
Custodian	CACEIS Bank Luxembourg
Statutory auditor	Deloitte & Associés
Legal status	UCITS IV - SICAV
Countries of distribution	France, Switzerland, Luxembourg, Spain
NAV / Assets	€119.50 / €99M
Nb of holdings	Bonds : 46 Equities : 9
Net exposure	Bonds : 72.04% Equities : 4.89%

2. INVESTMENT STRATEGY

- A credit fund that uses all European bond asset classes
- An approach to credit analysis based on a transversal view of issuers
- The possibility of investing in equities for a share of less than 10%
- An objective to outperform its benchmark: capitalized EONIA + 200 bp

3. PERFORMANCES

	Monthly	YTD
AURIS SÉLECTION DÉFENSIVE Class R EUR	-0.76%	2.39%
Reference Index	0.14%	0.69%



The presented performances are compared with the fund's current benchmark.

	Cumulative performance (%)				Annualized performance (%)		
	1 year	3 years	5 years	Since inception	3 years	5 years	Since inception
AURIS SÉLECTION DÉFENSIVE Class R EUR	-0.71%	4.49%	6.39%	19.50%	1.48%	1.25%	2.63%
Reference Index	1.69%	5.12%	9.15%	13.49%	1.68%	1.76%	1.86%

4. KEY FIGURES / RISK

	AURIS SÉLECTION DÉFENSIVE	Reference Index
Volatility 3 years	1.86%	0.02%
Sharpe Ratio	1.09	

INTEREST RATE RISK OF THE FUND

	AURIS SÉLECTION DÉFENSIVE
Average Maturity *	1.93
Duration *	1.30
Sensitivity *	0.96
Yield to Maturity	2.62%
Average rating	BB+

* Excluding Perpetual Floating Rate Bonds

Risk & reward profile	1	2	3	4	5	6	7
-----------------------	---	---	---	---	---	---	---

The compartment is exposed to the following risks : risk of capital loss, discretionary management risk, interest rate risk, credit risk, convertible bonds-related risk, market shares, risk related to equity investments small cap. For the investors residing outside the Eurozone, the return may increase or decrease as a result of currency fluctuations.

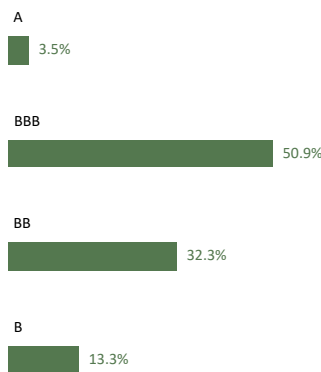
AURIS SÉLECTION DÉFENSIVE Class R EUR

HISTORICAL PERFORMANCE % (NET OF FEES)

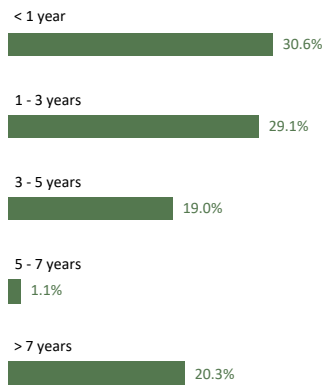
		jan.	feb.	mar.	apr.	may	june	july	aug.	sept.	oct.	nov.	dec.	Annual/YTD
2012	Funds							-0.26%	0.42%	0.14%	0.40%	0.35%	0.54%	1.60%
	Reference Index							0.65%	1.28%	1.09%	1.10%	1.86%	0.94%	7.12%
2013	Funds	0.26%	0.90%	0.03%	0.97%	0.52%	-0.74%	1.51%	0.46%	0.86%	1.08%	0.57%	0.36%	6.97%
	Reference Index	0.04%	0.19%	0.57%	2.87%	-0.47%	-2.08%	1.67%	-0.67%	1.50%	1.79%	0.28%	-0.53%	5.16%
2014	Funds	0.19%	1.02%	0.88%	0.74%	0.47%	0.10%	-0.78%	0.14%	-0.41%	-0.48%	0.98%	-0.25%	2.61%
	Reference Index	1.52%	1.48%	0.85%	1.18%	0.98%	0.77%	0.15%	2.07%	0.32%	-0.41%	1.76%	0.48%	11.69%
2015	Funds	1.13%	1.42%	0.15%	0.51%	0.23%	-1.46%	1.13%	-1.23%	-2.32%	1.73%	0.77%	-1.50%	0.44%
	Reference Index	2.97%	1.84%	1.47%	-1.17%	-1.17%	-2.76%	2.85%	-2.12%	0.59%	0.15%	0.16%	0.15%	2.80%
2016	Funds	-2.52%	0.26%	2.88%	1.20%	0.34%	-0.38%	1.46%	0.74%	-0.07%	0.40%	-0.40%	0.97%	4.89%
	Reference Index	0.14%	0.15%	0.14%	0.13%	0.14%	0.14%	0.13%	0.15%	0.14%	0.14%	0.13%	0.13%	1.68%
2017	Funds	0.78%	0.70%	0.19%	0.67%	0.61%	0.01%	0.23%	-0.12%	0.14%	0.34%	-0.16%	0.12%	3.56%
	Reference Index	0.14%	0.13%	0.14%	0.13%	0.15%	0.13%	0.14%	0.14%	0.13%	0.14%	0.14%	0.13%	1.65%
2018	Funds	0.10%	-0.32%	-0.26%	0.06%	-0.66%	-0.67%	0.43%	-0.50%	0.24%	-0.56%	-1.30%	-0.70%	-4.08%
	Reference Index	0.15%	0.13%	0.13%	0.14%	0.14%	0.13%	0.14%	0.14%	0.13%	0.15%	0.14%	0.14%	1.67%
2019	Funds	1.11%	1.39%	0.19%	0.46%	-0.76%								2.39%
	Reference Index	0.14%	0.13%	0.13%	0.14%	0.14%								0.69%

Since the 01/10/2015, the index reference is : EONIA + 200bps. The investment strategy as well as the risk profile of the fund performance has been modified the 02/11/2015.

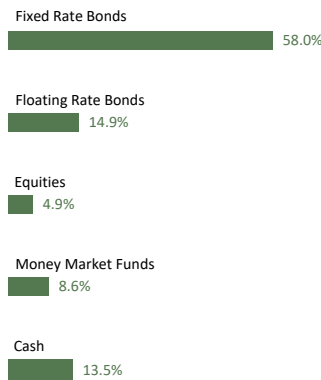
RATING BREAKDOWN



MATURITY BREAKDOWN



TYPE OF ASSETS BREAKDOWN



TOP HOLDINGS

GROUPAMA 7,875% PERP
COFINOGA TV PERP
AXA TV PERP
NATIXIS TV PERP
ORANGE 4,25% PERP

5. MANAGER'S COMMENTARY

After a particularly favourable start to the year, the financial markets corrected sharply in May. Indeed, even though so far macroeconomic indicators published in both the United States and Europe have remained reassuring, growing fears arose by the tightening of the Sino US trade war (increase in tariffs, extension of the products concerned) caused a clear downward movement. Investors fear the impact of these pressures on global growth. The results of the European elections did not provide any major surprises. However, Brexit continues to fade and Italy's fiscal situation remains a source of concern.

Despite geopolitical tensions in the Middle East, the oil price dropped sharply over the month (-11% to 64 \$ for Brent but +20% over 2019) due to uncertainties about the pace of global growth. The euro/dollar exchange rate remained stable at 1.12.

This sharp rise in risk aversion drove the yield on certain European government bonds to all time lows (OAT 10 year -16 bp to 0.20% and Bund -21 bp to -0.20%).

The European equity markets dropped sharply (EURO STOXX index: -6.7%, i.e. +9.3% in 2019). The credit market also suffered from this environment with a clear widening of risk premiums (the Itraxx index rose from 58 to 72 bp), particularly on its most risky components (i.e., high yield).

The Auris Sélection Defensive fund posted a drop of -0.76% in May.

The major event of the month was the activation of the safeguard procedure for Casino's majority shareholder, Rallye. This paves the way for Rallye's debt restructuring and aims to preserve its main asset, Casino. The fund had no exposure to Rallye but suffered from the sell off in Casino bonds. After an analysis of this new situation, the fund maintained its weightings in Casino stocks (bonds 2020 and perp 3.992%) and initiated a new line in Casino shares.

The positions in Orange corporate hybrid debt 4.25% (call 2020) and Total 2.25% (call 2021) were strengthened and a new line was initiated in Ardagh 2024. The Greenyard 2019 bond was sold while the Wendel 2020 and Solvay perp 4.199% bonds were redeemed.

The yield to maturity of the bond portfolio is 2.6%, with a still reduced sensitivity (to 1.0). The average credit rating (BB +) is still one notch below Investment Grade.

Equity exposure stands at 5% (new line Casino).

Liquidity stood at 22% at the end of the month, maturities under one year now represent 22% of the fund and high yield exposure is at a low point (33% of assets). While remaining selective, the fund will be pragmatic while the current sell off may offer further investment opportunities.

DISCLAIMER. This document is established by Auris Gestion, an asset management company incorporated in Paris under French law. It contains information, opinions and data which Auris Gestion believes to be pertinent and accurate as of the date of their production and taking into account the economic, financial and market environment. It is produced for the sole purpose of information and should not be considered as an offer for sale or a recommendation.

It does not constitute a convention or a commitment of whatsoever nature. This document is furnished without our knowledge of your risk profile, which shall be established upon a test of adequacy prior to any contractual commitment. Prior to any investment decision you should: (i) read carefully the Key Investor Information Document or the Prospectus established under the control of the supervisory authority (Autorité des Marchés Financiers « AMF ») and available upon request to Auris Gestion or any other distributors of the fund, (ii) enquire about the detailed rules of the fund, including its last available periodical disclosures established by the asset management company, Auris Gestion, (iii) consult your own legal and tax advisors to validate the suitability of a subscription in the fund with your own financial situation and objectives.

Taking into account economic and market's risks Auris Gestion cannot guarantee any objective of performance. The value of your investment can as well go up or down and past performances are not an indicator of future performances.

Additional Information for Switzerland : The prospectus and the Key Investor Information Documents for Switzerland, the fund contract, the annual and semi-annual report, in French, and further information can be obtained free of charge from the representative in Switzerland: Carnegie Fund Services S.A., 11, rue du Général-Dufour, CH-1204 Geneva, Switzerland, web: www.carnegie-fund-services.ch. The Swiss paying agent is: Banque Cantonale de Genève, 17, quai de l'Ile, CH-1204 Geneva. The last unit prices can be found on www.fundinfo.com. For the units of the Funds distributed to non-qualified investors in and from Switzerland and for the units of the Funds distributed to qualified investors in Switzerland, the place of performance is Geneva.