



# AURIS SÉLECTION DÉFENSIVE Class R USD Hedged AS OF 30/08/2019

## Short term bonds

### 1. CHARACTERISTICS

ISIN Code	LU1599120604 LX
Bloomberg	ASDUSDR LX
Launch Date	08/02/2017
Minimum investment	1 share
Subscriptions / Redemptions	Daily Cut off, 12.00 am Luxembourg Time



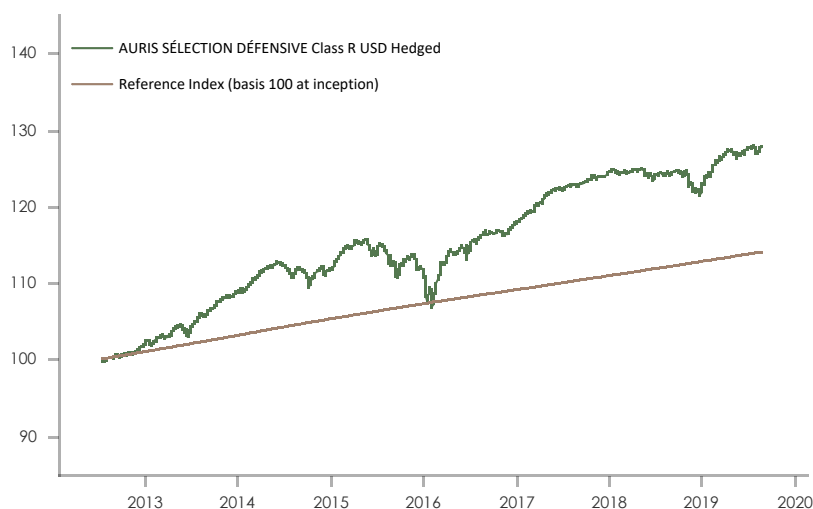
Reference Index	EONIA capitalised + 200 bps since 01/10/2015
Subscription Fees	2.0% max (maximum sales commission)
Management Fees (max)	1.40% (tx. incl.)
Redemption fees	None
Sources	Bloomberg & internals
Fund Manager	Stéphane Chossat Joffrey Ouafqa
Custodian	CACEIS Bank Luxembourg
Statutory auditor	Deloitte & Associés
Legal status	UCITS IV - SICAV
Countries of distribution	France, Switzerland, Luxembourg, Spain
NAV / Assets	\$107.65 / €99M
Nb of holdings	Bonds : 53 Equities : 11
Net exposure	Bonds : 76.68% Equities : 5.69%

### 2. INVESTMENT STRATEGY

- A credit fund that uses all European bond asset classes
- An approach to credit analysis based on a transversal view of issuers
- The possibility of investing in equities for a share of less than 10%
- An objective to outperform its benchmark: capitalized EONIA + 200 bp

### 3. PERFORMANCES

	Monthly	YTD
AURIS SÉLECTION DÉFENSIVE Class R USD Hedged	0.01%	4.53%
Reference Index	0.13%	1.11%



The presented performances are compared with the fund's current benchmark.

	Cumulative performance (%)				Annualized performance (%)		
	1 year	3 years	5 years	Since inception	3 years	5 years	Since inception
AURIS SÉLECTION DÉFENSIVE Class R USD Hedged	3.00%	9.67%	14.32%	27.71%	3.13%	2.71%	3.50%
Reference Index	1.68%	5.12%	9.05%	13.96%	1.68%	1.75%	1.85%

### 4. KEY FIGURES / RISK

	AURIS SÉLECTION DÉFENSIVE	Reference Index
Volatility 3 years	1.73%	0.02%
Sharpe Ratio	1.04	

### INTEREST RATE RISK OF THE FUND

	AURIS SÉLECTION DÉFENSIVE
Average Maturity *	1.60
Duration *	1.10
Sensitivity *	0.85
Yield to Maturity	1.94%
Average rating	BB+

\* Excluding Perpetual Floating Rate Bonds

Risk & reward profile	1	2	3	4	5	6	7
-----------------------	---	---	---	---	---	---	---

The compartment is exposed to the following risks : risk of capital loss, discretionary management risk, interest rate risk, credit risk, convertible bonds-related risk, market shares, risk related to equity investments small cap. For the investors residing outside the Eurozone, the return may increase or decrease as a result of currency fluctuations.

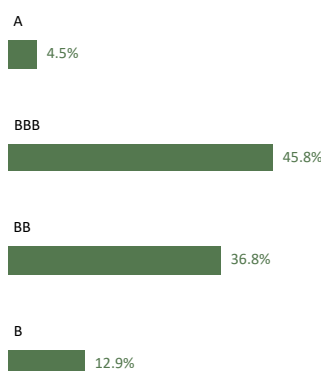
# AURIS SÉLECTION DÉFENSIVE Class R USD Hedged

## HISTORICAL PERFORMANCE % (NET OF FEES)

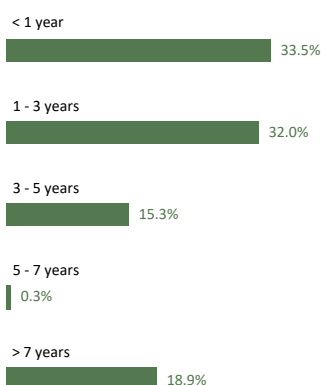
		jan.	feb.	mar.	apr.	may	june	july	aug.	sept.	oct.	nov.	dec.	Annual/YTD
2012	Funds							-0.26%	0.42%	0.14%	0.40%	0.35%	0.54%	1.60%
	Reference Index							0.65%	1.28%	1.09%	1.10%	1.86%	0.94%	7.12%
2013	Funds	0.26%	0.90%	0.03%	0.97%	0.52%	-0.74%	1.51%	0.46%	0.86%	1.08%	0.57%	0.36%	6.97%
	Reference Index	0.04%	0.19%	0.57%	2.87%	-0.47%	-2.08%	1.67%	-0.67%	1.50%	1.79%	0.28%	-0.53%	5.16%
2014	Funds	0.19%	1.02%	0.88%	0.74%	0.47%	0.10%	-0.78%	0.14%	-0.41%	-0.48%	0.98%	-0.25%	2.61%
	Reference Index	1.52%	1.48%	0.85%	1.18%	0.98%	0.77%	0.15%	2.07%	0.32%	-0.41%	1.76%	0.48%	11.69%
2015	Funds	1.13%	1.42%	0.15%	0.51%	0.23%	-1.46%	1.13%	-1.23%	-2.32%	1.73%	0.77%	-1.50%	0.44%
	Reference Index	2.97%	1.84%	1.47%	-1.17%	-1.17%	-2.76%	2.85%	-2.12%	0.59%	0.15%	0.16%	0.15%	2.80%
2016	Funds	-2.52%	0.26%	2.88%	1.20%	0.34%	-0.38%	1.46%	0.74%	-0.07%	0.40%	-0.40%	0.97%	4.89%
	Reference Index	0.14%	0.15%	0.14%	0.13%	0.14%	0.14%	0.13%	0.15%	0.14%	0.14%	0.13%	0.13%	1.68%
2017	Funds	0.78%	0.67%	0.82%	0.76%	0.77%	0.13%	0.40%	-0.03%	0.24%	0.70%	-0.03%	0.40%	5.76%
	Reference Index	0.14%	0.13%	0.14%	0.13%	0.15%	0.13%	0.14%	0.14%	0.13%	0.14%	0.14%	0.13%	1.65%
2018	Funds	0.29%	-0.19%	-0.01%	0.27%	-0.46%	-0.47%	0.62%	-0.27%	0.42%	-0.32%	-1.11%	-0.45%	-1.68%
	Reference Index	0.15%	0.13%	0.13%	0.14%	0.14%	0.13%	0.14%	0.14%	0.13%	0.15%	0.14%	0.14%	1.67%
2019	Funds	1.36%	1.62%	0.43%	0.71%	-0.51%	0.52%	0.33%	0.01%					4.53%
	Reference Index	0.14%	0.13%	0.13%	0.14%	0.14%	0.13%	0.15%	0.14%					1.11%

Since the 01/10/2015, the index reference is : EONIA + 200bps. The investment strategy as well as the risk profile of the fund performance has been modified the 02/11/2015. The anterior historic to the creation date of the R USD class (08/02/2017) is based on the actual past performance of the R class, adjusted for the difference in their charging.

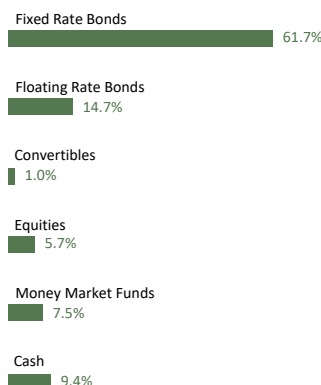
## RATING BREAKDOWN



## MATURITY BREAKDOWN



## TYPE OF ASSETS BREAKDOWN



## TOP HOLDINGS

GROUPAMA 7,875% PERP  
 AXA TV PERP  
 NATIXIS TV PERP  
 COFINOGA TV PERP  
 ORANGE 4,25% PERP

## 5. MANAGER'S COMMENTARY

Throughout August, the financial markets oscillated between fears and hopes. Fears stem mainly from trade tensions between the US and China and their consequences for global economic growth, but also from risks associated with the political situation in Italy, the interminable implementation of Brexit and tensions in Hong Kong. Hopes are based on an appropriate response from global central banks with the implementation or strengthening of accommodative monetary policies, possibly accentuated by fiscal stimulus measures in all regions (Germany, China) to boost growth.

Thus, macroeconomic publications demonstrating an undeniable slowdown in the world economy were subject to interpretations that were sometimes contradictory from one day to the next.

Against this background, European government bond yields reached new lows, falling into negative territory for many of them (-22 bp to -0.40% for the 10 year OAT and -26 bp to -0.70% for the Bund) while Italian 10 year yields fell sharply (-55 bp to 1.0%). US 10 year yields also posted a steep drop (-52 bp to 1.49%), even sometimes falling below 2 year yields. The price of a barrel of oil also suffered from fears over global growth and posted a drop of 7% to 60 \$ for Brent.

The European equity markets finally posted contained drops over the month (EuroStoxx index: -1.35%, or +12.9% in 2019).

The credit market remained stable (the Itraxx index rose from 50 to 49 bp) despite the sharp drop in rates.

**The Auris Sélection Defensive fund posted a slight gain of +0.01% in August, despite the decline in the Cofinoga Perpetual bond.**

The fund began to anticipate the many upcoming redemptions (12% of assets in the next two months) by reinforcing existing positions in Telefonica perp (call 2021) or Vilmorin 2021 and initiated a new line in Solvay perp (call 2021).

The yield to maturity of the bond portfolio is 1.9%, with a still reduced sensitivity (to 0.9). The average credit rating (BB +) is still one notch below Investment Grade.

The equity exposure was maintained (5.7% of assets) with the creation of a new position in Lagardère while the Casino share was sold after a 20% rise in less than three months.

Liquidity levels remain high at 17% at the end of the month, maturities under one year represent 26% of the fund and high yield exposure remains at a low point. The current unprecedented level of interest rates and risk compensation is a challenge and an incentive for increased vigilance. As a result, the fund remains defensively positioned.

**DISCLAIMER.** This document is established by Auris Gestion, an asset management company incorporated in Paris under French law. It contains information, opinions and data which Auris Gestion believes to be pertinent and accurate as of the date of their production and taking into account the economic, financial and market environment. It is produced for the sole purpose of information and should not be considered as an offer for sale or a recommendation.

It does not constitute a convention or a commitment of whatsoever nature. This document is furnished without our knowledge of your risk profile, which shall be established upon a test of adequacy prior to any contractual commitment. Prior to any investment decision you should: (i) read carefully the Key Investor Information Document or the Prospectus established under the control of the supervisory authority (Autorité des Marchés Financiers « AMF ») and available upon request to Auris Gestion or any other distributors of the fund, (ii) enquire about the detailed rules of the fund, including its last available periodical disclosures established by the asset management company, Auris Gestion, (iii) consult your own legal and tax advisors to validate the suitability of a subscription in the fund with your own financial situation and objectives.

Taking into account economic and market's risks Auris Gestion cannot guarantee any objective of performance. The value of your investment can as well go up or down and past performances are not an indicator of future performances. The informations in this document are established on a given date, they may be subject to change at any time and without notice.

**Additional Information for Switzerland :** The prospectus and the Key Investor Information Documents for Switzerland, the fund contract, the annual and semi-annual report, in French, and further information can be obtained free of charge from the representative in Switzerland: Carnegie Fund Services S.A., 11, rue du Général-Dufour, CH-1204 Geneva, Switzerland, web: [www.carnegie-fund-services.ch](http://www.carnegie-fund-services.ch). The Swiss paying agent is: Banque Cantonale de Genève, 17, quai de l'Île, CH-1204 Geneva. The last unit prices can be found on [www.fundinfo.com](http://www.fundinfo.com). For the units of the Funds distributed to non-qualified investors in and from Switzerland and for the units of the Funds distributed to qualified investors in Switzerland, the place of performance is Geneva.