

AURIS - Sélection Défensive Class I EUR

FIXED INCOME FUND

REPORT
NOVEMBER 2017

UCITS BONDS AND OTHERS MONEY MARKET INSTRUMENTS

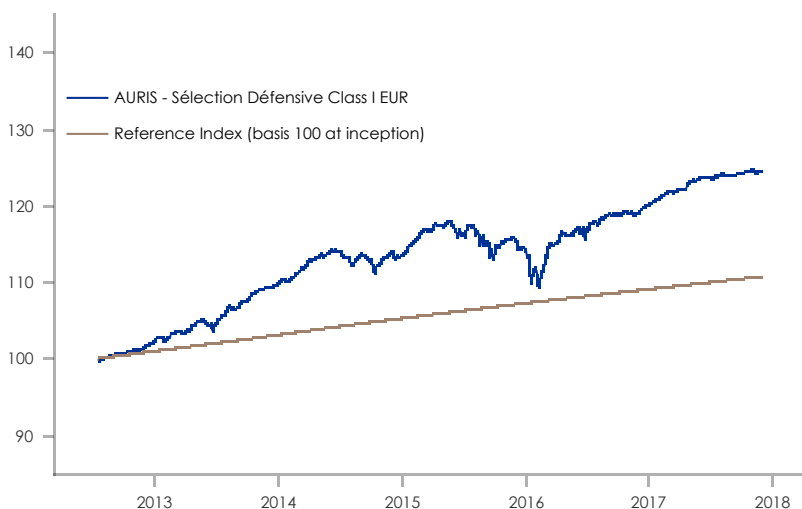
ISIN Code	LU1599120356
Bloomberg	AURSLD1 LX
Launch Date	01/10/2015
Minimum investment	1 share
Subscriptions / Redemptions	Daily Cut off, 12.00 am Luxembourg Time
Euro Diversified Bonds (R Class rating)	Quantalys ★★★★★
Euro Conservative Allocation (R Class rating)	MORNINGSTAR ★★★★★
Reference Index	EONIA capitalised + 200 bp since 01/10/2015
Subscription Fees	2.0% (maximum sales commission)
Management Fees (max)	0.70% (tx. incl.) + 15.00% (tx. incl.) of the outperformance above the Reference Index (if performance > 0)
Redemption fees	None
Sources	Bloomberg
Fund Manager	Stéphane Chossat Alexandre Hezez
Custodian	CACEIS Bank Luxembourg
Statutory auditor	Deloitte & Associés
Legal status	UCITS IV - SICAV
Countries of distribution	France, Switzerland, Luxembourg, Spain
NAV / Assets	€10,971.65 / €133M
Nb of holdings	Bonds : 48 Equities : 9
Net exposure	Bonds : 75.01% Equities : 2.81%

OBJECTIVES

- The objective of the fund is to outperform its reference Index Eonia +200bp over a period exceeding 3 years keeping a limited level of risk (measured by the 3 years volatility).

PERFORMANCES

	Monthly	YTD
The presented performances are compared with the fund's current benchmark		
AURIS - Sélection Défensive Class I EUR	-0.09%	3.67%
Reference Index	0.14%	1.54%



	Cumulative performance (%)				Annualized performance (%)		
	1 year	3 years	5 years	Since inception	3 years	5 years	Since inception
AURIS - Sélection Défensive Class I EUR	4.61%	9.51%	22.77%	24.37%	3.06%	4.19%	4.15%
Reference index	1.67%	5.40%	9.85%	10.69%	1.76%	1.90%	1.91%

KEY FIGURES / RISK

	AURIS - Sélection Défensive	Indicateur de référence
Volatility 3 years	3.10%	0.01%
Sharpe Ratio	1.08	0.83

INTEREST RATE RISK OF THE FUND

	AURIS - Sélection Défensive
Average Maturity	2.39
Duration*	2.02
Sensitivity	1.43
Yield to Maturity	2.11%
Average rating	BB+

* Excluding Floating Rates Non Dated Bonds

The fund is exposed to the following risks : risk of capital loss, discretionary management risk, interest rate risk, credit risk, convertible bonds-related risk, market shares, risk related to equity investments small cap. For the investors residing outside the Eurozone, the return may increase or decrease as a result of currency fluctuations.

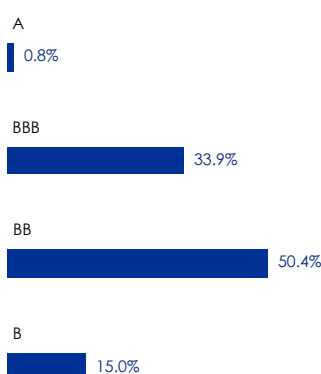
Risk & reward profile 1 2 3 4 5 6 7

HISTORICAL PERFORMANCE % (NET OF FEES)

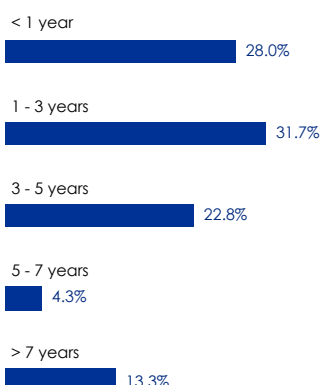
		jan.	feb.	mar.	apr.	may	june	july	aug.	sept.	oct.	nov.	dec.	Annual/YTD
2012	Funds							-0.24%	0.48%	0.19%	0.46%	0.40%	0.60%	1.91%
	Reference index							0.65%	1.28%	1.09%	1.10%	1.86%	0.94%	7.12%
2013	Funds	0.31%	0.96%	0.08%	1.03%	0.57%	-0.68%	1.56%	0.52%	0.92%	1.14%	0.61%	0.42%	7.68%
	Reference index	0.04%	0.19%	0.57%	2.87%	-0.47%	-2.08%	1.67%	-0.67%	1.50%	1.79%	0.28%	-0.53%	5.16%
2014	Funds	0.25%	1.07%	0.94%	0.79%	0.53%	0.15%	-0.73%	0.20%	-0.35%	-0.42%	1.03%	-0.19%	3.30%
	Reference index	1.52%	1.48%	0.85%	1.18%	0.98%	0.77%	0.15%	2.07%	0.32%	-0.41%	1.76%	0.48%	11.69%
2015	Funds	1.19%	1.47%	0.21%	0.56%	0.27%	-1.40%	1.18%	-1.18%	-2.27%	1.55%	0.73%	-1.20%	1.02%
	Reference index	2.97%	1.84%	1.47%	-1.17%	-1.17%	-2.76%	2.85%	-2.12%	0.59%	0.15%	0.16%	0.15%	2.80%
2016	Funds	-2.46%	0.32%	2.63%	1.09%	0.36%	-0.24%	1.30%	0.71%	0.01%	0.41%	-0.28%	0.90%	4.76%
	Reference index	0.14%	0.15%	0.14%	0.13%	0.14%	0.14%	0.13%	0.15%	0.14%	0.14%	0.13%	0.13%	1.68%
2017	Funds	0.73%	0.66%	0.24%	0.63%	0.60%	0.07%	0.27%	-0.04%	0.19%	0.35%	-0.09%		3.67%
	Reference index	0.14%	0.13%	0.14%	0.13%	0.15%	0.13%	0.14%	0.14%	0.13%	0.14%	0.14%		1.52%

Since 01/10/2015, the reference Index changed to EONIA + 200 bp. Since 02/11/2015, the strategy and the risk profile of the fund changed.

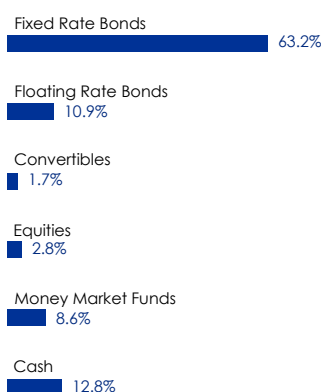
RATING BREAKDOWN



MATURITY BREAKDOWN



TYPE OF ASSETS BREAKDOWN



TOP HOLDINGS

GROUPAMA 7,875% 2039
ENGIE 3,875% PERP
TELEFONICA 6,5% PERP
AXA TV PERP
ENCE 5,375% 2022

MANAGER'S COMMENTARY

The beginning of the month was marked by profit taking on risky assets, such as in Europe on credit and equity markets. Overall, quarterly earnings releases were quite good but companies were sometimes impacted either because they did not raise guidance or because they didn't reach the high expectations embedded in high valuations. The credit market and especially the high yield segment has been hit by the crisis of confidence around Altice, because of the weight of the company in some indexes and the contagion effect on other high yield companies with high level of debt.

Towards the end of the month, profit taking reduced when macroeconomic statistics showed once again an acceleration of growth in Europe and a stable growth at a high level in the US. Besides, inflation indicators in the euro zone are quite reassuring and could justify a reduction of the ECB's non-standard measures in the mid-term. Oil price (brent) increased again and reached 63\$ due to geopolitical concerns (Saudi Arabia, Venezuela). Euro zone sovereign bond yields fell in November (10-year OAT at 0.68%), except in Germany where the government formation appears difficult and will take time.

In the credit market, yield spreads narrowed (the Itraxx index went from 50 to 48 bps) except for the high yield market for the reasons explained above. The primary market remains dynamic as issuers benefit from exceptionally favourable financing conditions. Stock markets fell slightly (Eurostoxx -2%).

In this context, **Auris Sélection Défensive recorded a loss of -0.09% in November.**

The fund maintains its conservative positioning and continues to prefer short maturities (especially in high yield) or specific securities (floating rate bonds, perpetual financials, hybrids). During the month, the fund hasn't made any major adjustments. Only existing positions have been strengthened (Loxam 2022, Tereos 2020, Aryzta Perp) as a result of some bonds redemptions (Credit Logement Perp, Dufry 2022). Cash level is still high (21% of assets).

The fund has a yield to maturity of 2.1% for a sensitivity which has stayed low at 1.4. The weighted average rating is still BB+, one-step below the Investment Grade category.

Equity exposure has been maintained at less than 3% of the portfolio.

In the current environment (low interest rates and yield spreads in the credit market), the fund keeps a cautious investment policy with more than 40% of the portfolio (including liquidity) which has a maturity inferior to 1 year.

This approach, combined with an active management of the positions in the portfolio should allow to deliver a steady performance while minimizing the risk.

DISCLAIMER. This document is established by Auris Gestion, an asset management company incorporated in Paris under French law. It contains information, opinions and data which Auris Gestion believes to be pertinent and accurate as of the date of their production and taking into account the economic, financial and market environment. It is produced for the sole purpose of information and should not be considered as an offer for sale or a recommendation.

It does not constitute a convention or a commitment of whatsoever nature. This document is furnished without our knowledge of your risk profile, which shall be established upon a test of adequacy prior to any contractual commitment. Prior to any investment decision you should: (i) read carefully the Key Investor Information Document or the Prospectus established under the control of the supervisory authority (Autorité des Marchés Financiers « AMF ») and available upon request to Auris Gestion or any other distributors of the fund, (ii) enquire about the detailed rules of the fund, including its last available periodical disclosures established by the asset management company, Auris Gestion, (iii) consult your own legal and tax advisors to validate the suitability of a subscription in the fund with your own financial situation and objectives.

Taking into account economic and market's risks Auris Gestion cannot guarantee any objective of performance. The value of your investment can as well go up or down and past performances are not an indicator of future performances.

AURIS INVESTMENT MANAGERS is a trade name for the fund management activity of AURIS GESTION.

Additional Information for Switzerland : The prospectus and the Key Investor Information Documents for Switzerland, the fund contract, the annual and semi-annual report, in French, and further information can be obtained free of charge from the representative in Switzerland: Carnegie Fund Services S.A., 11, rue du Général-Dufour, CH-1204 Geneva, Switzerland, web: www.carnegie-fund-services.ch. The Swiss paying agent is: Banque Cantonale de Genève, 17, quai de l'Île, CH-1204 Geneva. The last unit prices can be found on www.fundinfo.com. For the shares of the Funds distributed to non-qualified investors in and from Switzerland and for the shares of the Funds distributed to qualified investors in Switzerland, the place of performance is Geneva.