



# AURIS SÉLECTION DÉFENSIVE Class R CHF Hedged AS OF 31/07/2019

Short term bonds

## 1. CHARACTERISTICS

ISIN Code	LU1599120430 LX
Bloomberg	ASDCHFR LX
Launch Date	07/02/2017
Minimum investment	1 share
Subscriptions / Redemptions	Daily Cut off, 12.00 am Luxembourg Time

Quantalys



MORNINGSTAR



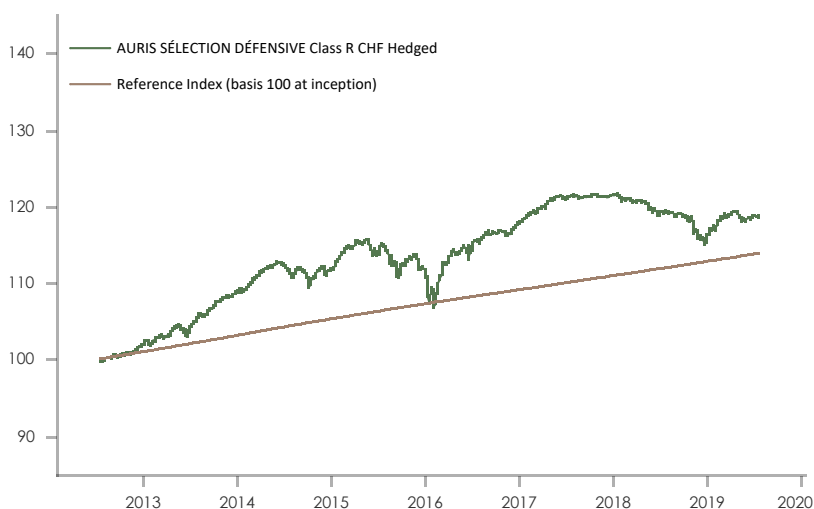
Reference Index	EONIA capitalised + 200 bps since 01/10/2015
Subscription Fees	2.0% max (maximum sales commission)
Management Fees (max)	1.40% (tx. incl.)
Redemption fees	None
Sources	Bloomberg & internals
Fund Manager	Stéphane Chossat Joffrey Ouafqa
Custodian	CACEIS Bank Luxembourg
Statutory auditor	Deloitte & Associés
Legal status	UCITS IV - SICAV
Countries of distribution	France, Switzerland, Luxembourg, Spain
NAV / Assets	CHF99.95 / €96M
Nb of holdings	Bonds : 52 Equities : 10
Net exposure	Bonds : 75.37% Equities : 5.46%

## 2. INVESTMENT STRATEGY

- A credit fund that uses all European bond asset classes
- An approach to credit analysis based on a transversal view of issuers
- The possibility of investing in equities for a share of less than 10%
- An objective to outperform its benchmark: capitalized EONIA + 200 bp

## 3. PERFORMANCES

	Monthly	YTD
AURIS SÉLECTION DÉFENSIVE Class R CHF Hedged	0.05%	2.46%
Reference Index	0.15%	0.98%



The presented performances are compared with the fund's current benchmark.

	Cumulative performance (%)				Annualized performance (%)		
	1 year	3 years	5 years	Since inception	3 years	5 years	Since inception
AURIS SÉLECTION DÉFENSIVE Class R CHF Hedged	-0.64%	2.58%	6.29%	18.57%	0.85%	1.23%	2.45%
Reference Index	1.69%	5.13%	9.08%	13.81%	1.68%	1.75%	1.86%

## 4. KEY FIGURES / RISK

	AURIS SÉLECTION DÉFENSIVE	Reference Index
Volatility 3 years	1.77%	0.01%
Sharpe Ratio	1.24	

## INTEREST RATE RISK OF THE FUND

	AURIS SÉLECTION DÉFENSIVE
Average Maturity *	1.66
Duration *	1.10
Sensitivity *	0.82
Yield to Maturity	2.07%
Average rating	BB+

\* Excluding Perpetual Floating Rate Bonds

Risk & reward profile	1	2	3	4	5	6	7
-----------------------	---	---	---	---	---	---	---

The compartment is exposed to the following risks : risk of capital loss, discretionary management risk, interest rate risk, credit risk, convertible bonds-related risk, market shares, risk related to equity investments small cap. For the investors residing outside the Eurozone, the return may increase or decrease as a result of currency fluctuations.

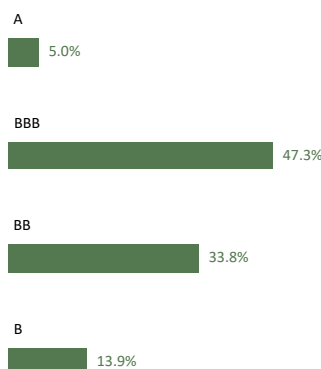
# AURIS SÉLECTION DÉFENSIVE Class R CHF Hedged

## HISTORICAL PERFORMANCE % (NET OF FEES)

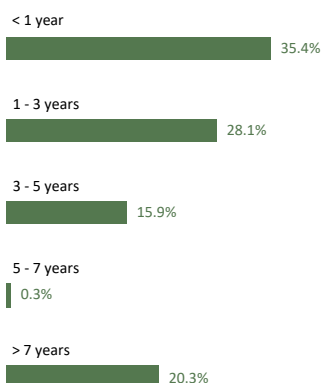
		jan.	feb.	mar.	apr.	may	june	july	aug.	sept.	oct.	nov.	dec.	Annual/YTD
2012	Funds							-0.26%	0.42%	0.14%	0.40%	0.35%	0.54%	1.60%
	Reference Index							0.65%	1.28%	1.09%	1.10%	1.86%	0.94%	7.12%
2013	Funds	0.26%	0.90%	0.03%	0.97%	0.52%	-0.74%	1.51%	0.46%	0.86%	1.08%	0.57%	0.36%	6.97%
	Reference Index	0.04%	0.19%	0.57%	2.87%	-0.47%	-2.08%	1.67%	-0.67%	1.50%	1.79%	0.28%	-0.53%	5.16%
2014	Funds	0.19%	1.02%	0.88%	0.74%	0.47%	0.10%	-0.78%	0.14%	-0.41%	-0.48%	0.98%	-0.25%	2.61%
	Reference Index	1.52%	1.48%	0.85%	1.18%	0.98%	0.77%	0.15%	2.07%	0.32%	-0.41%	1.76%	0.48%	11.69%
2015	Funds	1.13%	1.42%	0.15%	0.51%	0.23%	-1.46%	1.13%	-1.23%	-2.32%	1.73%	0.77%	-1.50%	0.44%
	Reference Index	2.97%	1.84%	1.47%	-1.17%	-1.17%	-2.76%	2.85%	-2.12%	0.59%	0.15%	0.16%	0.15%	2.80%
2016	Funds	-2.52%	0.26%	2.88%	1.20%	0.34%	-0.38%	1.46%	0.74%	-0.07%	0.40%	-0.40%	0.97%	4.89%
	Reference Index	0.14%	0.15%	0.14%	0.13%	0.14%	0.14%	0.13%	0.15%	0.14%	0.14%	0.13%	0.13%	1.68%
2017	Funds	0.78%	0.68%	0.43%	0.61%	0.57%	-0.06%	0.17%	-0.19%	0.06%	0.27%	-0.19%	0.02%	3.20%
	Reference Index	0.14%	0.13%	0.14%	0.13%	0.15%	0.13%	0.14%	0.14%	0.13%	0.14%	0.14%	0.13%	1.65%
2018	Funds	0.07%	-0.35%	-0.31%	0.03%	-0.70%	-0.71%	0.39%	-0.54%	0.19%	-0.60%	-1.35%	-0.75%	-4.56%
	Reference Index	0.15%	0.13%	0.13%	0.14%	0.14%	0.13%	0.14%	0.14%	0.13%	0.15%	0.14%	0.14%	1.67%
2019	Funds	1.06%	1.36%	0.14%	0.41%	-0.81%	0.24%	0.05%						2.46%
	Reference Index	0.14%	0.13%	0.13%	0.14%	0.14%	0.13%	0.15%						0.97%

Since the 01/10/2015, the index reference is : EONIA + 200bps. The investment strategy as well as the risk profile of the fund performance has been modified the 02/11/2015. The anterior historic to the creation date of the R CHF class (07/02/2017) is based on the actual past performance of the R class, adjusted for the difference in their charging.

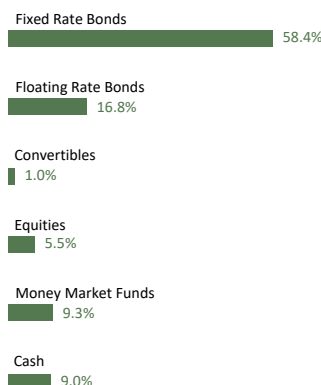
## RATING BREAKDOWN



## MATURITY BREAKDOWN



## TYPE OF ASSETS BREAKDOWN



## TOP HOLDINGS

GROUPAMA 7,875% PERP  
 COFINOGA TV PERP  
 AXA TV PERP  
 NATIXIS TV PERP  
 ORANGE 4,25% PERP

## 5. MANAGER'S COMMENTARY

In line with the first half of the year, the financial markets continued to make progress before much of July, reassured by the intentions displayed by the world's leading central banks. However, some concern began to emerge in the final days of the month. In fact, the statement from the ECB was not judged to be in line with expectations and company results have sometimes raised some concerns. In addition, the resolution of the trade conflict between China and the US is long running and raises questions as the Chinese economy has experienced its weakest second quarter GDP growth since 1992.

European government bond yields reached new all-time lows (-0.18% for the 10-year OAT and -0.44% for the Bund), and for those countries deemed safer, they are often in negative territory with maturities of up to 10 years!

The European equity markets finished the month close to equilibrium (EURO STOXX: +0.03%, i.e. +14.4% in 2019).

The credit market also remained broadly stable (the Itraxx index rose from 53 to 50 bp). The primary market continues to benefit from this historically favourable financing environment.

**The Auris Sélection Defensive fund posted a moderate gain of +0.05% in July.**

During the month, the fund carried out some arbitrage operations, reducing its exposure to long maturities to the benefit of bonds with shorter maturities. New positions were initiated on the Telefonica corporate hybrid (call 2021) and in Biomérieux 2020 and the Neopost 2021 and Vilmorin 2021 bonds were reinforced. Conversely, the fund reduced its positions in the corporate hybrids Bayer (call 2022), La Poste (call 2026) and La Mondiale 2044 while the corporate hybrid Engie (call 2021) was repaid following the issuer's offer.

The yield to maturity of the bond portfolio is 2.1%, with a still reduced sensitivity (to 0.8). The average credit rating (BB +) is still one notch below Investment Grade.

The equity exposure was slightly reduced to 5.5% of assets.

The level of cash is still 18% at the end of the month, maturities under one year represent 27% of the fund and high yield exposure remains at a low point (36% of assets). The current level of interest rates and risk compensation makes the current bond environment perilous. Against this background, the fund is maintaining a defensive position.

**DISCLAIMER.** This document is established by Auris Gestion, an asset management company incorporated in Paris under French law. It contains information, opinions and data which Auris Gestion believes to be pertinent and accurate as of the date of their production and taking into account the economic, financial and market environment. It is produced for the sole purpose of information and should not be considered as an offer for sale or a recommendation.

It does not constitute a convention or a commitment of whatsoever nature. This document is furnished without our knowledge of your risk profile, which shall be established upon a test of adequacy prior to any contractual commitment. Prior to any investment decision you should: (i) read carefully the Key Investor Information Document or the Prospectus established under the control of the supervisory authority (Autorité des Marchés Financiers « AMF ») and available upon request to Auris Gestion or any other distributors of the fund, (ii) enquire about the detailed rules of the fund, including its last available periodical disclosures established by the asset management company, Auris Gestion, (iii) consult your own legal and tax advisors to validate the suitability of a subscription in the fund with your own financial situation and objectives.

Taking into account economic and market's risks Auris Gestion cannot guarantee any objective of performance. The value of your investment can as well go up or down and past performances are not an indicator of future performances.

**Additional Information for Switzerland :** The prospectus and the Key Investor Information Documents for Switzerland, the fund contract, the annual and semi-annual report, in French, and further information can be obtained free of charge from the representative in Switzerland: Carnegie Fund Services S.A., 11, rue du Général-Dufour, CH-1204 Geneva, Switzerland, web: [www.carnegie-fund-services.ch](http://www.carnegie-fund-services.ch). The Swiss paying agent is: Banque Cantonale de Genève, 17, quai de l'Île, CH-1204 Geneva. The last unit prices can be found on [www.fundinfo.com](http://www.fundinfo.com). For the units of the Funds distributed to non-qualified investors in and from Switzerland and for the units of the Funds distributed to qualified investors in Switzerland, the place of performance is Geneva.