



# AURIS SÉLECTION DÉFENSIVE Class R CHF Hedged AS OF 30/09/2019

Short term bonds

## 1. CHARACTERISTICS

ISIN Code	LU1599120430 LX
Bloomberg	ASDCHFR LX
Launch Date	07/02/2017
Minimum investment	1 share
Subscriptions / Redemptions	Daily Cut off, 12.00 am Luxembourg Time



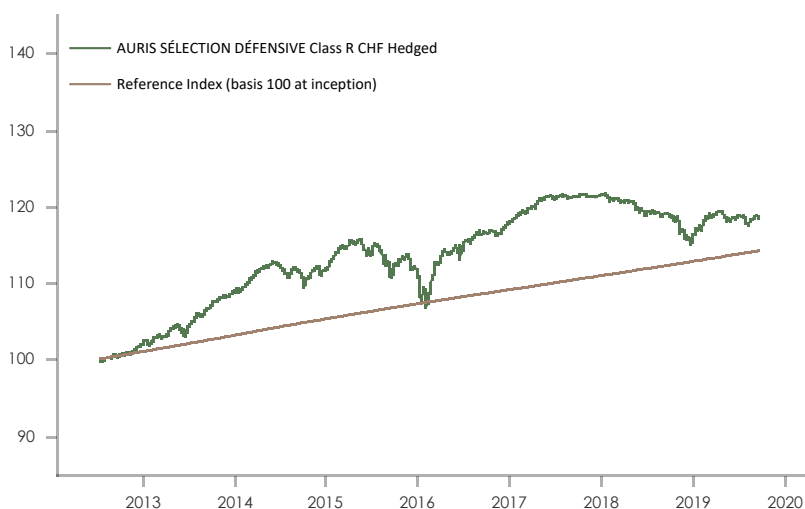
Reference Index	EONIA capitalised + 200 bps since 01/10/2015
Subscription Fees	2.0% max (maximum sales commission)
Management Fees (max)	1.40% (tx. incl.)
Redemption fees	None
Sources	Bloomberg & internals
Fund Manager	Stéphane Chossat Joffrey Ouafqa
Custodian	CACEIS Bank Luxembourg
Statutory auditor	Deloitte & Associés
Legal status	UCITS IV - SICAV
Countries of distribution	France, Switzerland, Luxembourg, Spain
NAV / Assets	CHF99.78 / €96M
Nb of holdings	Bonds : 53 Equities : 11
Net exposure	Bonds : 77.16% Equities : 5.66%

## 2. INVESTMENT STRATEGY

- A credit fund that uses all European bond asset classes
- An approach to credit analysis based on a transversal view of issuers
- The possibility of investing in equities for a share of less than 10%
- An objective to outperform its benchmark: capitalized EONIA + 200 bp

## 3. PERFORMANCES

	Monthly	YTD
AURIS SÉLECTION DÉFENSIVE Class R CHF Hedged	0.08%	2.29%
Reference Index	0.14%	1.26%



The presented performances are compared with the fund's current benchmark.

	Cumulative performance (%)				Annualized performance (%)		
	1 year	3 years	5 years	Since inception	3 years	5 years	Since inception
AURIS SÉLECTION DÉFENSIVE Class R CHF Hedged	-0.46%	1.72%	6.40%	18.37%	0.57%	1.25%	2.37%
Reference Index	1.70%	5.12%	9.02%	14.13%	1.68%	1.74%	1.85%

## 4. KEY FIGURES / RISK

	AURIS SÉLECTION DÉFENSIVE	Reference Index
Volatility 3 years	1.72%	0.02%
Sharpe Ratio	1.01	

## INTEREST RATE RISK OF THE FUND

	AURIS SÉLECTION DÉFENSIVE
Average Maturity *	1.68
Duration *	1.15
Sensitivity *	0.90
Yield to Maturity	1.88%
Average rating	BB+

\* Excluding Perpetual Floating Rate Bonds

Risk & reward profile	1	2	3	4	5	6	7
-----------------------	---	---	---	---	---	---	---

The compartment is exposed to the following risks : risk of capital loss, discretionary management risk, interest rate risk, credit risk, convertible bonds-related risk, market shares, risk related to equity investments small cap. For the investors residing outside the Eurozone, the return may increase or decrease as a result of currency fluctuations.

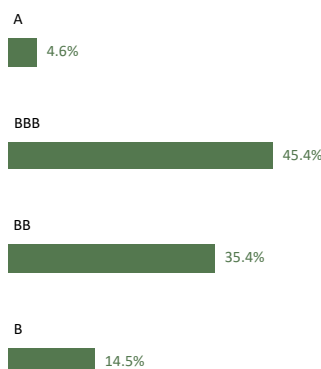
# AURIS SÉLECTION DÉFENSIVE Class R CHF Hedged

## HISTORICAL PERFORMANCE % (NET OF FEES)

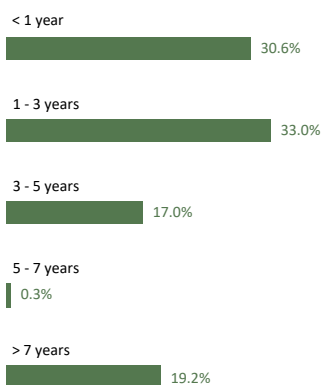
		jan.	feb.	mar.	apr.	may	june	july	aug.	sept.	oct.	nov.	dec.	Annual/YTD
2012	Funds							-0.26%	0.42%	0.14%	0.40%	0.35%	0.54%	1.60%
	Reference Index							0.65%	1.28%	1.09%	1.10%	1.86%	0.94%	7.12%
2013	Funds	0.26%	0.90%	0.03%	0.97%	0.52%	-0.74%	1.51%	0.46%	0.86%	1.08%	0.57%	0.36%	6.97%
	Reference Index	0.04%	0.19%	0.57%	2.87%	-0.47%	-2.08%	1.67%	-0.67%	1.50%	1.79%	0.28%	-0.53%	5.16%
2014	Funds	0.19%	1.02%	0.88%	0.74%	0.47%	0.10%	-0.78%	0.14%	-0.41%	-0.48%	0.98%	-0.25%	2.61%
	Reference Index	1.52%	1.48%	0.85%	1.18%	0.98%	0.77%	0.15%	2.07%	0.32%	-0.41%	1.76%	0.48%	11.69%
2015	Funds	1.13%	1.42%	0.15%	0.51%	0.23%	-1.46%	1.13%	-1.23%	-2.32%	1.73%	0.77%	-1.50%	0.44%
	Reference Index	2.97%	1.84%	1.47%	-1.17%	-1.17%	-2.76%	2.85%	-2.12%	0.59%	0.15%	0.16%	0.15%	2.80%
2016	Funds	-2.52%	0.26%	2.88%	1.20%	0.34%	-0.38%	1.46%	0.74%	-0.07%	0.40%	-0.40%	0.97%	4.89%
	Reference Index	0.14%	0.15%	0.14%	0.13%	0.14%	0.14%	0.13%	0.15%	0.14%	0.14%	0.13%	0.13%	1.68%
2017	Funds	0.78%	0.68%	0.43%	0.61%	0.57%	-0.06%	0.17%	-0.19%	0.06%	0.27%	-0.19%	0.02%	3.20%
	Reference Index	0.14%	0.13%	0.14%	0.13%	0.15%	0.13%	0.14%	0.14%	0.13%	0.14%	0.14%	0.13%	1.65%
2018	Funds	0.07%	-0.35%	-0.31%	0.03%	-0.70%	-0.71%	0.39%	-0.54%	0.19%	-0.60%	-1.35%	-0.75%	-4.56%
	Reference Index	0.15%	0.13%	0.13%	0.14%	0.14%	0.13%	0.14%	0.14%	0.13%	0.15%	0.14%	0.14%	1.67%
2019	Funds	1.06%	1.36%	0.14%	0.41%	-0.81%	0.24%	0.05%	-0.25%	0.08%				2.29%
	Reference Index	0.14%	0.13%	0.13%	0.14%	0.14%	0.13%	0.15%	0.14%	0.14%				1.25%

Since the 01/10/2015, the index reference is : EONIA + 200bps. The investment strategy as well as the risk profile of the fund performance has been modified the 02/11/2015. The anterior historic to the creation date of the R CHF class (07/02/2017) is based on the actual past performance of the R class, adjusted for the difference in their charging.

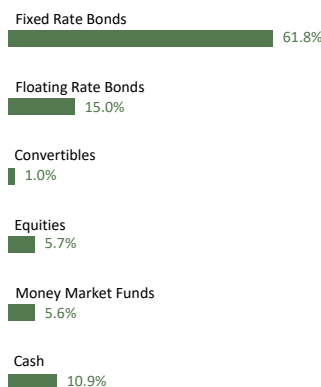
## RATING BREAKDOWN



## MATURITY BREAKDOWN



## TYPE OF ASSETS BREAKDOWN



## TOP HOLDINGS

GROUPAMA 7.875% PERP  
 AXA TV PERP  
 NATIXIS TV PERP  
 COFINOGA TV PERP  
 ORANGE 4.25% PERP

## 5. MANAGER'S COMMENTARY

September, rich in announcements and events, was broadly favourable to the financial markets. The soap operas on trade relations between the US and China and the implementation of Brexit have yet to find their epilogue. Macroeconomic indicators (particularly manufacturing indicators) published in both Europe and the United States confirm the case for a certain slowdown. As a result, the decisions of the major central banks were eagerly awaited. The ECB, for the last meeting of Mario Draghi, announced a further drop in its key rates, measures in favour of the banks and, above all, a new quantitative easing plan of 20 billion euros per month starting in November, for an indefinite period. The Fed, for its part, has, as expected, cut its key rate by a quarter of a percentage point and has indicated that it will carefully monitor the liquidity problems of the dollar money market.

European government bond yields, despite the ECB's announcements, rose over the month (+13 bp to -0.27% for the 10 year OAT and +13 bp to -0.57% for the Bund) but remain in negative territory until 7 year maturities for the countries deemed to be the safest.

The price of a barrel of oil remained stable (at 60 \$ for Brent) despite the attacks on facilities in Saudi Arabia.

European equity markets posted a rise (+3.6% for the EURO STOXX index), driven by sectors previously out of favour (financials, cyclical).

The credit market remains stable. The amount of issues carried out, taking advantage of unprecedented financing conditions, reached a historic level in September (73 billion euros for the corporate euro market).

**The Auris Sélection Defensive fund posted a gain of 0.08% over the month.**

The fund continued its reinvestment policy aiming to anticipate the numerous redemptions to come (nearly 9% of assets in the next two months) by reinforcing existing positions in Solvay perp (call 2021) or Ardagh 2024 and initiated a new line in Air France perp (call 2020). In perpetual financial bonds BPCE 12.5% and Société Générale 9.375% were repaid while a new position in BNP 2.875% 2026 (call 21) was initiated and that in Rabobank 5.5% perp AT1 (call 2020) was increased.

The yield to maturity of the bond portfolio is 1.9%, with a still reduced sensitivity (to 0.9). The average credit rating (BB +) is still one notch below Investment Grade.

Equity exposure was maintained (5.7% of assets).

Liquidity remains high at 16%, maturities under one year represent 26% of the fund and high yield exposure remains at a low point. The current (often negative) level of interest rates and risk compensation leads to increased vigilance. As a result, the fund remains conservative.

**DISCLAIMER.** This document is established by Auris Gestion, an asset management company incorporated in Paris under French law. It contains information, opinions and data which Auris Gestion believes to be pertinent and accurate as of the date of their production and taking into account the economic, financial and market environment. It is produced for the sole purpose of information and should not be considered as an offer for sale or a recommendation.

It does not constitute a convention or a commitment of whatsoever nature. This document is furnished without our knowledge of your risk profile, which shall be established upon a test of adequacy prior to any contractual commitment. Prior to any investment decision you should: (i) read carefully the Key Investor Information Document or the Prospectus established under the control of the supervisory authority (Autorité des Marchés Financiers « AMF ») and available upon request to Auris Gestion or any other distributors of the fund, (ii) enquire about the detailed rules of the fund, including its last available periodical disclosures established by the asset management company, Auris Gestion, (iii) consult your own legal and tax advisors to validate the suitability of a subscription in the fund with your own financial situation and objectives.

Taking into account economic and market's risks Auris Gestion cannot guarantee any objective of performance. The value of your investment can as well go up or down and past performances are not an indicator of future performances. The informations in this document are established on a given date, they may be subject to change at any time and without notice.

**Additional Information for Switzerland :** The prospectus and the Key Investor Information Documents for Switzerland, the fund contract, the annual and semi-annual report, in French, and further information can be obtained free of charge from the representative in Switzerland: Carnegie Fund Services S.A., 11, rue du Général-Dufour, CH-1204 Geneva, Switzerland, web: [www.carnegie-fund-services.ch](http://www.carnegie-fund-services.ch). The Swiss paying agent is: Banque Cantonale de Genève, 17, quai de l'Île, CH-1204 Geneva. The last unit prices can be found on [www.fundinfo.com](http://www.fundinfo.com). For the units of the Funds distributed to non-qualified investors in and from Switzerland and for the units of the Funds distributed to qualified investors in Switzerland, the place of performance is Geneva.