

AURIS - Diversified Beta Class R (EUR)

DIVERSIFIED

REPORT
OCTOBER 2018

ISIN Code	LU1250158166
Bloomberg	ADBREUR LX
Launch Date	16/01/2009
Minimum investment	1 share
Subscriptions / Redemptions	Daily Cut off, 12.00 am Luxembourg Time
Allocation flexible cautious world (rating on the R class)	Quantalys★★★★★
International prudent Euro allocation (3 years) (rating on the R class)	MORNINGSTAR★★★★★
Reference Index	25% EONIA capitalised + 25% Eurostoxx 50 (dividends reinvested) + 50% Euro MTS 1-3 years
Subscription Fees	2.50% (maximum sales commission)
Management Fees (max)	0.85% (tx. incl.) + 15.00% (tx. incl.) of the outperformance above the Reference Index (if performance > 0)
Redemption fees	None
Sources	Bloomberg
Fund Managers	Alexandre Hezez Joffrey Ouafqa
Custodian	CACEIS Bank Luxembourg
Statutory auditor	Deloitte & Associés
Legal status	UCITS IV - SICAV
Countries of distribution	France, Switzerland, Luxembourg, Spain
NAV / Assets	€93.13 / €94M
Nb of holdings	Equities : 45 Bonds : 91
Net exposure	Equities : 14.80% Bonds : 65.30%

OBJECTIVES

- The fund seeks to outperform its Benchmark index which is composed of 25% capitalised EONIA, 25% of the EURO STOXX 50 TR and 50% of the Euro MTS 1-3 years, over a recommended investment period of three years while maintaining a level of risk close to that of the benchmark indicator (as measured by volatility over three years).

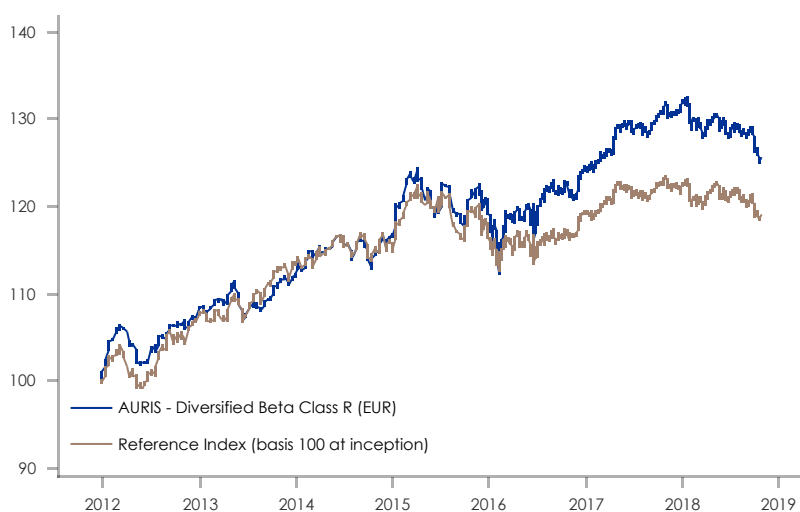
PERFORMANCES

Monthly

YTD

The presented performances are compared with the fund's current benchmark

AURIS - Diversified Beta Class R (EUR)	-2.32%	-3.91%
Reference Index	-1.42%	-2.08%



	Cumulative performance (%)				Annualized performance (%)		
	1 year	3 years	5 years	Since inception	3 years	5 years	Since inception
AURIS - Diversified Beta Class R (EUR)	-4.51%	3.81%	12.95%	25.80%	1.25%	2.46%	2.37%
Reference index	-3.39%	-0.25%	5.38%	27.31%	-0.08%	1.05%	2.50%

The presented performances are compared with the fund's current benchmark

KEY FIGURES / RISK

	AURIS - Diversified Beta	Reference index
Volatility 3 years	4.76%	3.96%
Sharpe Ratio	0.33	0.17

INTEREST RATE RISK OF THE FUND

	AURIS - Diversified Beta
Average Maturity	1.67
Duration*	2.20
Sensitivity	2.10
Yield to Maturity	2.82%
Average rating	BB+

* Excluding Floating Rates Non Dated Bonds

The fund is exposed to the following risks : risk of capital loss, discretionary management risk, equity risk, risks linked to investments in small and medium capitalization companies, risk linked to investing in equities in emerging markets, interest rate risk, credit risk, risks related to the use of speculative (high-yield) securities, risk associated to convertible bond, exchange rate risk, counterparty risk, risk associated with the use of derivatives and risk linked with changes in commodity prices.

Risk & reward profile 1 2 3 4 5 6 7

AURIS - Diversified Beta Class R (EUR)

DIVERSIFIED

AURIS
INVESTMENT MANAGERS

HISTORICAL PERFORMANCE % (NET OF FEES)

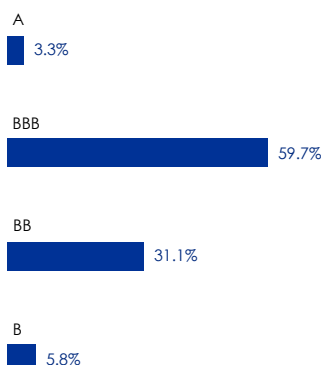
		jan.	feb.	mar.	apr.	may	june	july	aug.	sept.	oct.	nov.	dec.	Annual/YTD
2012	Funds	3.55%	1.95%	0.40%	-1.79%	-2.14%	0.25%	1.14%	1.45%	1.45%	0.04%	0.36%	0.49%	7.24%
	Reference index	2.56%	2.33%	-0.64%	-2.41%	-3.43%	2.44%	1.34%	2.09%	-0.89%	1.25%	1.63%	0.50%	6.75%
2013	Funds	0.91%	0.14%	0.96%	0.32%	0.20%	-2.40%	1.04%	-0.37%	1.14%	1.74%	0.67%	0.14%	4.50%
	Reference index	0.86%	0.48%	1.51%	1.30%	0.07%	-1.84%	1.37%	-0.87%	1.14%	1.89%	0.53%	-0.14%	6.42%
2014	Funds	0.48%	1.98%	-0.18%	0.09%	1.00%	0.27%	-0.39%	0.06%	-0.33%	-0.86%	1.54%	0.19%	3.87%
	Reference index	0.83%	1.06%	0.64%	0.51%	1.75%	1.06%	1.13%	1.78%	0.19%	0.58%	1.38%	0.87%	12.41%
2015	Funds	2.87%	2.42%	0.00%	-0.41%	-0.42%	-1.02%	1.53%	-2.14%	-1.26%	2.40%	1.06%	-1.25%	3.69%
	Reference index	2.76%	2.05%	0.88%	-0.60%	-0.31%	-2.05%	1.24%	-2.52%	-0.44%	3.02%	1.32%	-1.53%	3.70%
2016	Funds	-2.00%	-1.52%	2.06%	0.20%	0.71%	-1.19%	2.29%	0.76%	-0.45%	0.57%	-0.94%	2.30%	2.70%
	Reference index	-1.60%	-0.79%	0.50%	0.29%	0.61%	-1.45%	1.01%	0.27%	-0.13%	0.31%	-0.01%	2.03%	1.00%
2017	Funds	0.22%	0.79%	1.02%	1.14%	0.99%	-0.53%	0.35%	-0.52%	1.32%	1.15%	-0.69%	0.06%	5.41%
	Reference index	-0.61%	0.79%	1.34%	0.55%	0.28%	-0.87%	0.12%	-0.18%	1.31%	0.64%	-0.79%	-0.55%	2.01%
2018	Funds	0.69%	-1.32%	-1.16%	1.22%	-0.73%	-0.73%	1.01%	-0.80%	0.22%	-2.32%			-3.91%
	Reference index	0.71%	-1.17%	-0.45%	1.36%	-1.07%	0.11%	0.93%	-1.16%	0.11%	-1.42%			-2.08%

* From 16/01/2009 to 31/10/2012 : 50% EONIA capitalized + 50% CAC 40.

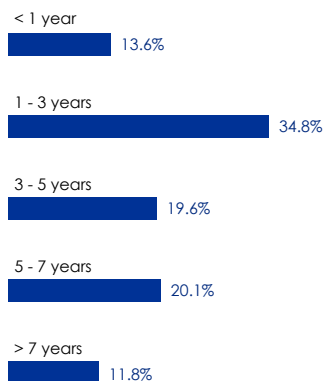
** From 1/11/2013 to 30/11/2015 : 10% EONIA capitalized + 65% S&P Eurozone Government Bond Index + 25% MSCI World Index Euro (dividends reinvested).

*** Since 1/12/15 : 25% EONIA capitalized + 25% Eurostoxx 50 (dividends reinvested) + 50% Euro MTS 1-3 years.

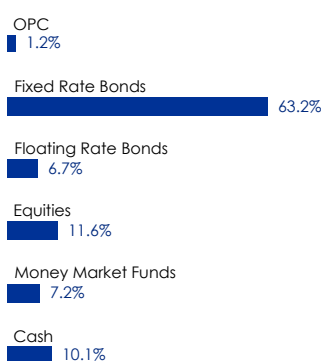
BY RATING



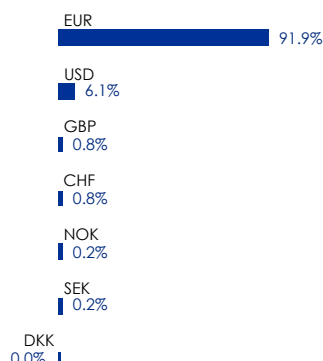
BY MATURITY



BY TYPE OF ASSETS



BY CURRENCY



MANAGER'S COMMENTARY

Financial markets suffered again this month with a sharp downward acceleration. Reasons remain the same but some risks tend to materialise and the approach of some deadlines clearly intensified the movement. In Italy, the announcement of the budget plan by the coalition which set a deficit of 2.4% for 2019, refused by the European Commission, raises fears of a long conflict between Rome and Brussels. We believe that there will be no contagion to other European countries even if volatility is likely to increase. Negotiations on the United Kingdom's departure from the European Union could end in the next two months. However, given the difficulties they have to reach an agreement, the scenario of a no-deal cannot be excluded, which stresses financial markets. In terms of growth, the publication of PMI indices in the Eurozone has shown a slowdown in both the manufacturing and the services sectors. Concerning the ECB, the announced end of the quantitative easing is in no case the end of an accommodating policy. Indeed, in view of the short-term risks that we have just highlighted, the president of the ECB has no choice but to maintain easy financing conditions. However, the end of net asset purchases by the ECB at the end of December leads us to remain very cautious. As for emerging markets, situation is complex (rising rates and the strengthening of the dollar have very negative impacts). The question that remains unresolved is the scale of the growth slowdown in China and the impacts of the trade war with the United States. The latter continue to show robust growth but the latest economic data suggest that the third quarter might be a peak. Concerns about the unemployment rate and trade tensions are appearing and companies start to disclose worrying signs about the impacts of tariffs increases on their production costs.

We remain prudent (especially on equities) but we think there might be some positive news in Europe in the near future. Our equity exposure ranges around 15%. Our reinvestments will be done progressively. We sold the most cyclical companies or those with high beta. Exposure to small and mid caps has been reduced for several months. In this context where sector reversals are quick and frequent, we adjust our equity exposure using indices, which allows us to be more responsive. We also focus on large capitalisations. Our bond investments suffer from market conditions (especially subordinated debts) but we have kept our positions unchanged. The level of cash remains high and we will progressively reinvest it as soon as some uncertainties disappear.

DISCLAIMER. This document is established by Auris Gestion, an asset management company incorporated in Paris under French law. It contains information, opinions and data which Auris Gestion believes to be pertinent and accurate as of the date of their production and taking into account the economic, financial and market environment. It is produced for the sole purpose of information and should not be considered as an offer for sale or a recommendation.

It does not constitute a convention or a commitment of whatsoever nature. This document is furnished without our knowledge of your risk profile, which shall be established upon a test of adequacy prior to any contractual commitment. Prior to any investment decision you should: (i) read carefully the Key Investor Information Document or the Prospectus established under the control of the supervisory authority (Autorité des Marchés Financiers « AMF ») and available upon request to Auris Gestion or any other distributors of the fund, (ii) enquire about the detailed rules of the fund, including its last available periodical disclosures established by the asset management company, Auris Gestion, (iii) consult your own legal and tax advisors to validate the suitability of a subscription in the fund with your own financial situation and objectives.

Taking into account economic and market's risks Auris Gestion cannot guarantee any objective of performance. The value of your investment can as well go up or down and past performances are not an indicator of future performances.

AURIS INVESTMENT MANAGERS is a trade name for the fund management activity of AURIS GESTION.

Additional Information for Switzerland : The prospectus and the Key Investor Information Documents for Switzerland, the fund contract, the annual and semi-annual report, in French, and further information can be obtained free of charge from the representative in Switzerland: Carnegie Fund Services S.A., 11, rue du Général-Dufour, CH-1204 Geneva, Switzerland, web: www.carnegie-fund-services.ch. The Swiss paying agent is: Banque Cantonale de Genève, 17, quai de l'Île, CH-1204 Geneva. The last unit prices can be found on www.fundinfo.com. For the units of the Funds distributed to non-qualified investors in and from Switzerland and for the units of the Funds distributed to qualified investors in Switzerland, the place of performance is Geneva.