

AURIS - Sélection Défensive Class R CHF

Hedged

FIXED INCOME FUND

REPORT
AUGUST 2018

UCITS BONDS AND OTHERS MONEY MARKET INSTRUMENTS

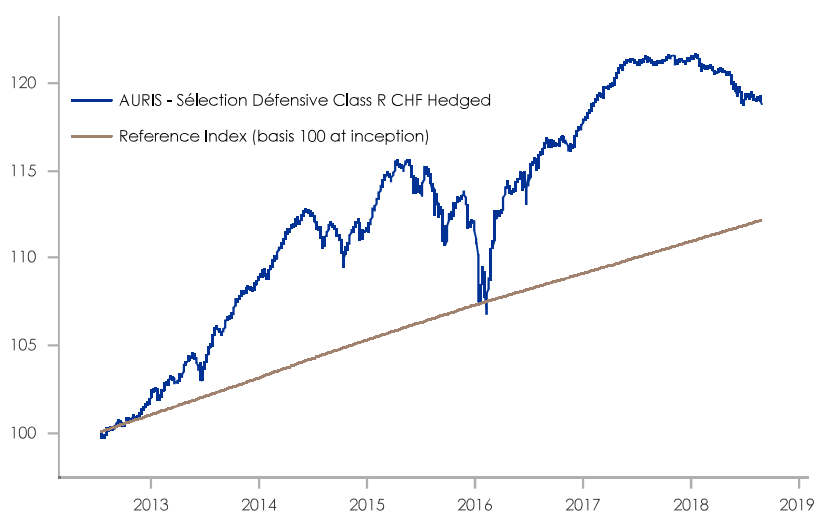
ISIN Code	LU1599120430
Bloomberg	ASDCHFR LX
Launch Date	07/02/2017
Minimum investment	1 share
Subscriptions / Redemptions	Daily Cut off, 12.00 am Luxembourg Time
Euro Diversified Bonds (R Class rating)	Quantalys ★★★★★
Euro Conservative Allocation (R Class rating)	MORNINGSTAR ★★★★★
Reference Index	EONIA capitalised + 200 bp since 01/10/2015
Subscription Fees	2.0% max (maximum sales commission)
Management Fees (max)	1.40% (tx. incl.)
Redemption fees	None
Sources	Bloomberg
Fund Manager	Stéphane Chossat Alexandre Hezez
Custodian	CACEIS Bank Luxembourg
Statutory auditor	Deloitte & Associés
Legal status	UCITS IV - SICAV
Countries of distribution	France, Switzerland, Luxembourg, Spain
NAV / Assets	CHF100.05 / €116M
Nb of holdings	Bonds : 47 Equities : 9
Net exposure	Bonds : 80.70% Equities : 3.14%

OBJECTIVES

- The objective of the fund is to outperform its reference Index Eonia +200bp over a period exceeding 3 years keeping a limited level of risk (measured by the 3 years volatility).

PERFORMANCES

	Monthly	YTD
The presented performances are compared with the fund's current benchmark		
AURIS - Sélection Défensive Class R CHF Hedged	-0.54%	-2.11%
Reference Index	0.14%	1.12%



	Cumulative performance (%)				Annualized performance (%)		
	1 year	3 years	5 years	Since inception	3 years	5 years	Since inception
AURIS - Sélection Défensive Class R CHF Hedged	-1.95%	4.52%	12.37%	18.69%	1.48%	2.36%	2.84%
Reference index	1.68%	5.20%	9.53%	12.08%	1.70%	1.84%	1.88%

The presented performances are compared with the fund's current benchmark

KEY FIGURES / RISK

	AURIS - Sélection Défensive	Reference index
Volatility 3 years	3.00%	0.01%
Sharpe Ratio	0.73	0.10

INTEREST RATE RISK OF THE FUND

	AURIS - Sélection Défensive
Average Maturity	2.44
Duration*	1.65
Sensitivity	1.44
Yield to Maturity	2.59%
Average rating	BB+

* Excluding Floating Rates Non Dated Bonds

The fund is exposed to the following risks : risk of capital loss, discretionary management risk, interest rate risk, credit risk, convertible bonds-related risk, market shares, risk related to equity investments small cap. For the investors residing outside the Eurozone, the return may increase or decrease as a result of currency fluctuations.

Risk & reward profile	1	2	3	4	5	6	7
-----------------------	---	---	---	---	---	---	---

AURIS - Sélection Défensive Class R CHF Hedged

FIXED INCOME FUND

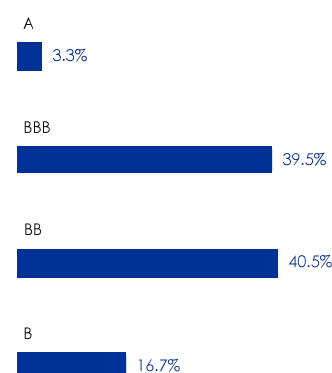
AURIS
INVESTMENT MANAGERS

HISTORICAL PERFORMANCE % (NET OF FEES)

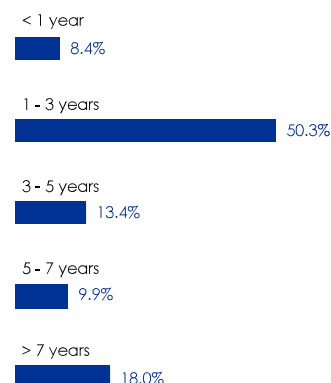
		jan.	feb.	mar.	apr.	may	june	july	aug.	sept.	oct.	nov.	dec.	Annual/YTD
2012	Funds							-0.26%	0.42%	0.14%	0.40%	0.35%	0.54%	1.60%
	Reference index							0.65%	1.28%	1.09%	1.10%	1.86%	0.94%	7.12%
2013	Funds	0.26%	0.90%	0.03%	0.97%	0.52%	-0.74%	1.51%	0.46%	0.86%	1.08%	0.57%	0.36%	6.97%
	Reference index	0.04%	0.19%	0.57%	2.87%	-0.47%	-2.08%	1.67%	-0.67%	1.50%	1.79%	0.28%	-0.53%	5.16%
2014	Funds	0.19%	1.02%	0.88%	0.74%	0.47%	0.10%	-0.78%	0.14%	-0.41%	-0.48%	0.98%	-0.25%	2.61%
	Reference index	1.52%	1.48%	0.85%	1.18%	0.98%	0.77%	0.15%	2.07%	0.32%	-0.41%	1.76%	0.48%	11.69%
2015	Funds	1.13%	1.42%	0.15%	0.51%	0.23%	-1.46%	1.13%	-1.23%	-2.32%	1.73%	0.77%	-1.50%	0.44%
	Reference index	2.97%	1.84%	1.47%	-1.17%	-1.17%	-2.76%	2.85%	-2.12%	0.59%	0.15%	0.16%	0.15%	2.80%
2016	Funds	-2.52%	0.26%	2.88%	1.20%	0.34%	-0.38%	1.46%	0.74%	-0.07%	0.40%	-0.40%	0.97%	4.89%
	Reference index	0.14%	0.15%	0.14%	0.13%	0.14%	0.14%	0.13%	0.15%	0.14%	0.14%	0.13%	0.13%	1.68%
2017	Funds	0.78%	0.68%	0.43%	0.61%	0.57%	-0.06%	0.17%	-0.19%	0.06%	0.27%	-0.19%	0.02%	3.20%
	Reference index	0.14%	0.13%	0.14%	0.13%	0.15%	0.13%	0.14%	0.14%	0.13%	0.14%	0.14%	0.13%	1.65%
2018	Funds	0.07%	-0.35%	-0.31%	0.03%	-0.70%	-0.71%	0.39%	-0.54%					-2.11%
	Reference index	0.15%	0.13%	0.13%	0.14%	0.14%	0.13%	0.14%	0.14%					1.11%

Since 01/10/2015, the reference Index changed to EONIA + 200 bp. Since 02/11/2015, the strategy and the risk profile of the fund changed.

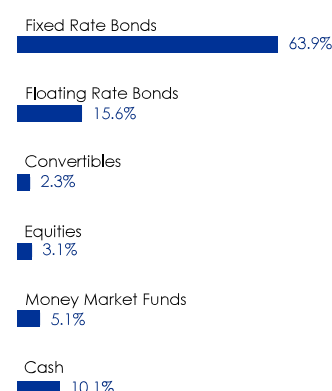
RATING BREAKDOWN



MATURITY BREAKDOWN



TYPE OF ASSETS BREAKDOWN



TOP HOLDINGS

GROUPAMA 7.875% PERP
ORANGE 4.25% PERP
AXA TV PERP
COFINOGA TV PERP
NATIXIS 3.75% PERP

MANAGER'S COMMENTARY

August was particularly difficult for financial markets, due to several factors. The first one is the persistence of trade tensions caused by the American president, which could weigh on world growth over time. The second is the sell-off in emerging markets, illustrated by the collapse in the Turkish lira by more than 25% during the month and by 40% in 2018. Finally, concerns in Europe about the Italian budget, accentuated by the catastrophe in Genoa, contributed to investors' mistrust as well. European governments' bonds reflected this cautious view, with a decrease in yields of the countries seen as the safest (the 10-year OAT lost 5bps at 0.68% and the Bund 12bps at 0.33%) while the Italian bond yield increased by 50bps at 3.24%, its highest level since the start of the year.

Oil gained 4% this month and reached \$77. The €//\$ remains stable at 1.16\$, close to its level of the second half 2017. European stock markets fell (Eurostoxx: -2.7%).

In this environment, the credit market suffered too and spreads increased (Itraxx Main index went from 61bps to 69bps), especially in the riskiest components (high yield and subordinated debts).

The fund Auris Sélection Défensive lost -0.54% in August. This loss is entirely explained by the fall of the perpetual bond Casino 4.87% (impact of -53bps) while the rest of the portfolio was resilient.

The group Casino/Rallye has been the subject of negative analysts' publications which highlighted the company's communication, its debt level and the Rallye refinancing risks. Despite Casino's press releases, bonds and equities of the two groups were massively shorted, for almost one third of the float.

No major movement has been made in the portfolio during the month.

The yield to maturity of the bond portfolio is 2.6% (2.2% excluding the perpetual bonds Aryzta and Casino), for a still low sensitivity (at 1.44). The weighted average rating (BB+) remains one notch lower than the Investment Grade classification.

Equity exposure remained stable at 3% of the asset (sale of Lisi).

In this difficult environment, the fund maintains its conservative positioning in terms of duration. Exposure to the high yield market remains selective. Despite negative and unpleasant fluctuations in the short term, the fund maintains its conviction management style based on bond picking, to deliver a consistent performance over the medium term.

DISCLAIMER. This document is established by Auris Gestion, an asset management company incorporated in Paris under French law. It contains information, opinions and data which Auris Gestion believes to be pertinent and accurate as of the date of their production and taking into account the economic, financial and market environment. It is produced for the sole purpose of information and should not be considered as an offer for sale or a recommendation.

It does not constitute a convention or a commitment of whatsoever nature. This document is furnished without our knowledge of your risk profile, which shall be established upon a test of adequacy prior to any contractual commitment. Prior to any investment decision you should: (i) read carefully the Key Investor Information Document or the Prospectus established under the control of the supervisory authority (Autorité des Marchés Financiers « AMF ») and available upon request to Auris Gestion or any other distributors of the fund, (ii) enquire about the detailed rules of the fund, including its last available periodical disclosures established by the asset management company, Auris Gestion, (iii) consult your own legal and tax advisors to validate the suitability of a subscription in the fund with your own financial situation and objectives.

Taking into account economic and market's risks Auris Gestion cannot guarantee any objective of performance. The value of your investment can as well go up or down and past performances are not an indicator of future performances.

AURIS INVESTMENT MANAGERS is a trade name for the fund management activity of AURIS GESTION.

Additional Information for Switzerland: The prospectus and the Key Investor Information Documents for Switzerland, the fund contract, the annual and semi-annual report, in French, and further information can be obtained free of charge from the representative in Switzerland: Carnegie Fund Services S.A., 11, rue du Général-Dufour, CH-1204 Geneva, Switzerland, web: www.carnegie-fund-services.ch. The Swiss paying agent is: Banque Cantonale de Genève, 17, quai de l'Île, CH-1204 Geneva. The last unit prices can be found on www.fundinfo.com. For the units of the Funds distributed to non-qualified investors in and from Switzerland and for the units of the Funds distributed to qualified investors in Switzerland, the place of performance is Geneva.