

# AURIS SÉLECTION DÉFENSIVE Class I EUR AS OF 28/02/2019

## Short term bonds

### 1. CHARACTERISTICS

ISIN Code	LU1599120356
Bloomberg	AURSLDI LX
Launch Date	01/10/2015
Minimum investment	500,000€
Subscriptions / Redemptions	Daily Cut off, 12.00 am Luxembourg Time



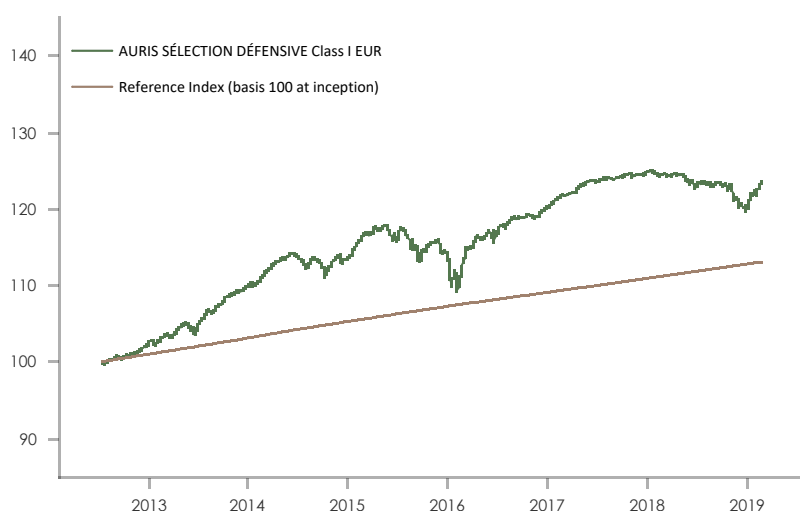
Reference Index	EONIA capitalised + 200 bps since 01/10/2015
Subscription Fees	None
Management Fees (max)	0.70% (tx. incl.) + 15.00% (tx. incl.) of the outperformance above the Reference Index (if performance > 0)
Redemption fees	None
Sources	Bloomberg & internals
Fund Manager	Stéphane Chossat Joffrey Ouafqa
Custodian	CACEIS Bank Luxembourg
Statutory auditor	Deloitte & Associés
Legal status	UCITS IV - SICAV
Countries of distribution	France, Switzerland, Luxembourg, Spain
NAV / Assets	€10,901.55 / €103M
Nb of holdings	Bonds : 49 Equities : 10
Net exposure	Bonds : 83.30% Equities : 6.12%

### 2. INVESTMENT STRATEGY

- A credit fund that uses all European bond asset classes
- An approach to credit analysis based on a transversal view of issuers
- The possibility of investing in equities for a share of less than 10%
- An objective to outperform its benchmark: capitalized EONIA + 200 bp

### 3. PERFORMANCES

	Monthly	YTD
AURIS SÉLECTION DÉFENSIVE Class I EUR	1.45%	2.64%
Reference Index	0.13%	0.27%



The simulated past performance of the Class is based on the actual past performance of the Class R adjusted by the difference in their management fees.

	Cumulative performance (%)				Annualized performance (%)		
	1 year	3 years	5 years	Since inception	3 years	5 years	Since inception
AURIS SÉLECTION DÉFENSIVE Class I EUR	-0.72%	10.28%	11.13%	23.58%	3.32%	2.13%	3.25%
Reference Index	1.68%	5.12%	9.29%	13.01%	1.68%	1.79%	1.87%

### 4. KEY FIGURES / RISK

	AURIS SÉLECTION DÉFENSIVE	Reference Index
Volatility 3 years	2.01%	0.00%
Sharpe Ratio	1.78	

### INTEREST RATE RISK OF THE FUND

	AURIS SÉLECTION DÉFENSIVE
Average Maturity *	2.00
Duration *	1.40
Sensitivity *	1.20
Yield to Maturity	2.70%
Average rating	BB+

\* Excluding Perpetual Floating Rate Bonds

Risk & reward profile	1	2	3	4	5	6	7
-----------------------	---	---	---	---	---	---	---

The compartment is exposed to the following risks : risk of capital loss, discretionary management risk, interest rate risk, credit risk, convertible bonds-related risk, market shares, risk related to equity investments small cap. For the investors residing outside the Eurozone, the return may increase or decrease as a result of currency fluctuations.

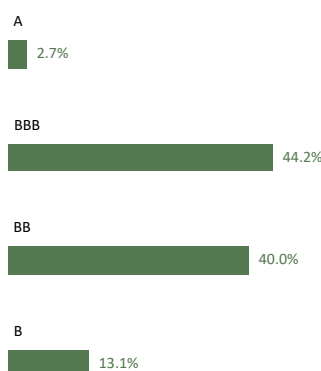
# AURIS SÉLECTION DÉFENSIVE Class I EUR

## HISTORICAL PERFORMANCE % (NET OF FEES)

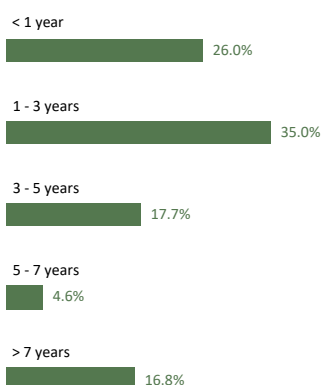
		jan.	feb.	mar.	apr.	may	june	july	aug.	sept.	oct.	nov.	dec.	Annual/YTD
2012	Funds							-0.24%	0.48%	0.19%	0.46%	0.40%	0.60%	1.91%
	Reference Index							0.65%	1.28%	1.09%	1.10%	1.86%	0.94%	7.12%
2013	Funds	0.31%	0.96%	0.08%	1.03%	0.57%	-0.68%	1.56%	0.52%	0.92%	1.14%	0.61%	0.42%	7.68%
	Reference Index	0.04%	0.19%	0.57%	2.87%	-0.47%	-2.08%	1.67%	-0.67%	1.50%	1.79%	0.28%	-0.53%	5.16%
2014	Funds	0.25%	1.07%	0.94%	0.79%	0.53%	0.15%	-0.73%	0.20%	-0.35%	-0.42%	1.03%	-0.19%	3.30%
	Reference Index	1.52%	1.48%	0.85%	1.18%	0.98%	0.77%	0.15%	2.07%	0.32%	-0.41%	1.76%	0.48%	11.69%
2015	Funds	1.19%	1.47%	0.21%	0.56%	0.27%	-1.40%	1.18%	-1.18%	-2.27%	1.55%	0.73%	-1.20%	1.02%
	Reference Index	2.97%	1.84%	1.47%	-1.17%	-1.17%	-2.76%	2.85%	-2.12%	0.59%	0.15%	0.16%	0.15%	2.80%
2016	Funds	-2.46%	0.32%	2.63%	1.09%	0.36%	-0.24%	1.30%	0.71%	0.01%	0.41%	-0.28%	0.90%	4.76%
	Reference Index	0.14%	0.15%	0.14%	0.13%	0.14%	0.14%	0.13%	0.15%	0.14%	0.14%	0.13%	0.13%	1.68%
2017	Funds	0.73%	0.66%	0.24%	0.63%	0.60%	0.07%	0.27%	-0.04%	0.19%	0.35%	-0.09%	0.18%	3.86%
	Reference Index	0.14%	0.13%	0.14%	0.13%	0.15%	0.13%	0.14%	0.14%	0.13%	0.14%	0.14%	0.13%	1.65%
2018	Funds	0.17%	-0.26%	-0.20%	0.13%	-0.60%	-0.61%	0.49%	-0.44%	0.29%	-0.49%	-1.25%	-0.64%	-3.36%
	Reference Index	0.15%	0.13%	0.13%	0.14%	0.14%	0.13%	0.14%	0.14%	0.13%	0.15%	0.14%	0.14%	1.67%
2019	Funds	1.17%	1.45%											2.64%
	Reference Index	0.14%	0.13%											0.27%

Since the 01/10/2015, the index reference is : EONIA + 200bps. The investment strategy as well as the risk profile of the fund performance has been modified the 02/11/2015. The anterior historic to the creation date of the I class (01/10/2015) is based on the actual past performance of the R class, adjusted for the difference in their charging.

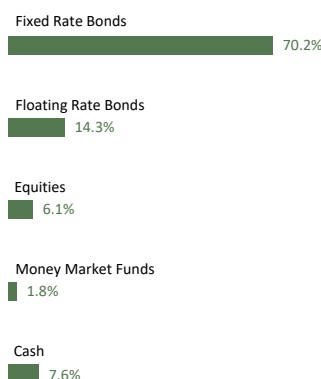
## RATING BREAKDOWN



## MATURITY BREAKDOWN



## TYPE OF ASSETS BREAKDOWN



## TOP HOLDINGS

GROUPAMA 7,875% PERP  
ORANGE 4,25% PERP  
COFINOGA TV PERP  
AXA TV PERP  
NATIXIS TV PERP

## 5. MANAGER'S COMMENTARY

In February, financial markets continued their recovery that began in January. The macroeconomic data published were seen as reassuring with a stabilisation of US growth at a high level and the Chinese government's desire to maintain stable growth. However, the economic slowdown observed in Europe led the European Commission to revise its 2019 growth outlook in the eurozone downwards to 1.3% (vs. 1.8% still expected last autumn). Trade talks between US and China seem to progress even though no agreement has yet been reached.

The main central banks maintain a relatively accommodative tone waiting for more reassuring signals. Oil price continued to rise (+7% to 66 \$ for the Brent, at the same level as a year ago), sustained by Saudi Arabia's reaffirmed position of limiting its production. European government bond yields remained relatively stable at very low levels (10-year OAT at 0.57% and Bund at 0.18%). European equity markets continued to rise (EuroStoxx index: +4.0%) while companies' results were generally in line with expectations, which had often been revised downwards at the end of 2018, and valuations were reasonable.

In addition, European companies should benefit from a favourable euro/dollar exchange rate (1.13 against 1.22 a year ago). The credit market also benefited from this context and continued to normalize with a further decrease in spreads (the Itraxx index rose from 70 to 61 bps), particularly on its riskiest components.

As a result, **the fund Auris Sélection Defensive was up 1.45%** in February thanks to the revaluation of some bond positions which were previously in trouble (Casino, Vallourec) and the contribution of its diversification strategy in equities.

There were no significant movement on the bond part. Only some positions have been trimmed (Arkema 4,75% perp, Telefonica 4,2% perp, AXA TV perp) and BBVA 7% Perp (call) and BPCE 5,75% 2018 were redeemed. Marginal additional investments were made in Eramet 2020 and Tereos 2023. The yield to maturity of the bond portfolio is 2.7%, with a still reduced sensitivity (of 1.2). The average credit rating (BB +) remains one notch below Investment Grade. Equity exposure was reduced to 6% of assets (sale of positions in Dassault Aviation, Faurecia, Michelin and Saint Gobain after gains greater than 10% since their purchases two months ago).

Liquidity reached 10% at the end of the month.

Although the fund is slightly more conservative in the short term, it should continue to benefit from the carry of the bonds held and the gradual appreciation of some positions which still appear undervalued.

**DISCLAIMER.** This document is established by Auris Gestion, an asset management company incorporated in Paris under French law. It contains information, opinions and data which Auris Gestion believes to be pertinent and accurate as of the date of their production and taking into account the economic, financial and market environment. It is produced for the sole purpose of information and should not be considered as an offer for sale or a recommendation.

It does not constitute a convention or a commitment of whatsoever nature. This document is furnished without our knowledge of your risk profile, which shall be established upon a test of adequacy prior to any contractual commitment. Prior to any investment decision you should: (i) read carefully the Key Investor Information Document or the Prospectus established under the control of the supervisory authority (Autorité des Marchés Financiers « AMF ») and available upon request to Auris Gestion or any other distributors of the fund, (ii) enquire about the detailed rules of the fund, including its last available periodical disclosures established by the asset management company, Auris Gestion, (iii) consult your own legal and tax advisors to validate the suitability of a subscription in the fund with your own financial situation and objectives.

Taking into account economic and market's risks Auris Gestion cannot guarantee any objective of performance. The value of your investment can as well go up or down and past performances are not an indicator of future performances.

**Additional Information for Switzerland :** The prospectus and the Key Investor Information Documents for Switzerland, the fund contract, the annual and semi-annual report, in French, and further information can be obtained free of charge from the representative in Switzerland: Carnegie Fund Services S.A., 11, rue du Général-Dufour, CH-1204 Geneva, Switzerland, web: [www.carnegie-fund-services.ch](http://www.carnegie-fund-services.ch). The Swiss paying agent is: Banque Cantonale de Genève, 17, quai de l'Île, CH-1204 Geneva. The last unit prices can be found on [www.fundinfo.com](http://www.fundinfo.com). For the units of the Funds distributed to non-qualified investors in and from Switzerland and for the units of the Funds distributed to qualified investors in Switzerland, the place of performance is Geneva.